



While we can't change
an animal's past,
our mission is to
rewrite their future.

March, 2019

The Hallie Hill Howler



By:
Jennifer Middleton

One of our greatest joys at Hallie Hill is being able place a deserving animal in their 'fur-ever' home. It is a privilege to help someone choose a dog or cat that will complete their family!

There are many things to be considered when placing an animal in a home. It should be a thoughtful process, involving all family members, including pets! The HHAS staff is well qualified to walk you through this process, and to help you choose a wonderful new friend and companion!

If you are considering adding a pet to your family the first step is to go to our website at www.halliehill.com and review the dogs/cats that are available for adoption. Then, fill out the adoption application, which includes a veterinary reference. After submitting the application online, you will be contacted to schedule an appointment to come out to the Sanctuary to meet the animal(s) that you have chosen. Hallie Hill does not do same day adoptions, which eliminates 'snap' decisions and allows the new family important and necessary consideration time!

We have very high expectations for anyone adopting an animal from Hallie Hill! We ask that anyone adopting a pet provide: 1) quality food and medical care, including heart worm prevention 2) a secure environment/fenced in area 3) patience and love, and 4) a promise to return the animal to Hallie Hill if you are unable (for any reason) to continue to provide for the pet!

Adopting a cat or dog into your family is one of the most rewarding things you can do! Not only do you and your new pet benefit, but other animals do as well, because Hallie Hill Animal Sanctuary can now help another homeless animal in need!

Thank you, Happy March, and see you at the Sanctuary!
Jennifer



March's

VOLUNTEER SPOTLIGHT:

Susan Bedard

Susan Bedard is in the volunteer spotlight this month! She has been a regular on Sundays visiting the dogs and enriching their lives with her patient demeanor and special treats brought from home! Susan has hand sewn little bow ties and signs for the leashes that alert people that the dogs are adoptable when they are in the public eye - they have their very own 'dresser'!! Her sewing skills are also put to very good use repairing torn dog jackets, which seems to happen a lot around here!

Susan works as a nurse, but regulars at HHAS think she should moonlight as a baker, because she makes the best pound cakes EVER to share with the staff and volunteers! Susan takes her homemade cakes to work with her and puts a HHAS donation jar on the table. If her coworkers want to indulge in her tasty treats (and who wouldn't?) they have to donate to Hallie Hill to do so!

If all of this wasn't enough, Susan recently adopted our Otis, an older hound with no experience in a home. He has tested her patience repeatedly with houstraining, but she still spoils him rotten. Susan is now fostering an older gal named Martha, and our fingers are crossed that Susan will think she is great company for Otis!

Thank you Susan, we appreciate you!!



IGN UP NOW! SIGN UP NOW! SIGN UP NOW! SI

The Hallie Hill Howler



Registration begins at 9AM for a 10AM shotgun scramble. Lunch and awards will be presented after the tournament in the Atlantic Room at the Seabrook Island Club.

PLATINUM, GOLD AND SILVER SPONSORSHIPS ARE AVAILABLE!



HOLE SPONSORSHIPS ARE AVAILABLE!

March,
2019

The Hallie Hill Howler

5 Minutes of Fame in February!

Sunshine, Natalie and Skipper represented Hallie Hill beautifully this month on the Channel 2 Midday News and Low Country Live! We want to thank Channel 2 and Low Country Live for supporting the mission of Hallie Hill and giving us the ability to reach out to the Charleston community each month. We couldn't do it without you!!

Sunshine at Channel 2 Midday News. That's a LONG hallway!



Natalie, and Lily Goldstein (her foster mom) on LCL!

Skipper at Channel 2 Midday News! The news is so interesting!



March,
2019

The Hallie Hill Howler


THIS is Hallie Hill!....



Many thanks to Katy Roberts,
of Katy Roberts Media, for
shooting and producing this
wonderful video!

It is guaranteed to make you
want to visit this amazing place!

Click on the picture above and enjoy!



follow

HALLIE HILL ANIMAL SANCTUARY

on social

 @HallieHillAnimalSanctuary
 @HallieHillAnimalSanctuary

Keep track of updates and upcoming events!









March,
2019

The Hallie Hill Howler



Attention Volunteers!

Jennifer is in need of a volunteer to help out in the cattery every Monday! Arrival time is between 8-10 am and tasks will take 2-3 hours to complete.

If you have any questions or are able to help, please contact Jennifer Middleton at j.middleton@halliehill.com.

THANK YOU !!



Spay/Neuter/Microchips/Vaccines are Available Locally!

MOBILE UNIT EVENTS LOCATION:	
Hollywood/Ravenel: Hollywood Town Square 6300 Highway 162, Hollywood, SC	McClellanville/Awendaw: Berekeley Electric Coop District Office (Awendaw) 7200 Highway 17 North, Awendaw, SC
Johns/Wadamalaw Islands: (two locations, we hope to use #2 for the next event) 1) New Jerusalem AME Church 6179 Bears Bluff Rd., Wadmalaw, SC 2) New Bethlehem Baptist Church 1945 Liberia Road, Wadmalaw, SC	Edisto Island: Presbyterian Church on Edisto Island 2164 Highway 164, Edisto Island, SC

Call Patrick Allen for an appt! 843.812.9449

Charleston Animal Society

WATERSHED ANIMAL FUND

January: McClellanville/Awendaw
 Vaccine event-19th
 Spay/Neuter-23rd & 30th

February: Johns/Wadamalaw Islands
 Vaccine event- 9th
 Spay/Neuter- 13th, 20th, and 27th

March: Hollywood/Ravenel
 Vaccine event- 9th
 Spay/Neuter- 13th, 20th, 27th

April: Edisto Island
 Vaccine event- 6th
 Spay/Neuter- 10th & 17th

May: McClellanville/Awendaw
 Vaccine event- 4th
 Spay/Neuter- 8th & 15th

June: Johns/Wadamalaw Islands
 Vaccine event- 1st
 Spay/Neuter- 5th, 12th, & 19th

WHY SPAY AND NEUTER?

REDUCE SPRAYING & MARKING 	REDUCE ROAMING 	REDUCE AGGRESSION
LOWER RISK OF CANCERS 	DECREASE OVERPOPULATION 	INCREASE LIFESPAN UP TO 3-5 YEARS

In 3 years, and as early as 4 months old,
 1 unspayed female and
 1 unneutered male can produce:

512 DOGS
382 CATS

March,
2019



About the Campaign

Running and walking provide tremendous benefits for your health and for your life. Your participation in the Cooper River Bridge Run can benefit many, many lives when you run on behalf of the 200+ animals at Hallie Hill Animal Sanctuary.

Raise money to support the health and wellbeing of the animals in the care of Hallie Hill Animal Sanctuary while you participate in the Cooper River Bridge Run on Saturday, April 6. It's easier than you think!

Individual Runner

Individual runners can raise money in support of Hallie Hill. Simply register above then share your personal sponsorship link with friends, family, co-workers ... your dentist, car repairman, gardener ... anyone who is interested in supporting your cause and helping the animals at Hallie Hill.

Create a Team

To create a team, register above. Once your team page is set up, work together to share your team's fundraiser page and gain support for your team's cause. By sharing the link, supporters can make donations directly to your team's fundraising page.

Please note that not all team members need to be participating in the Bridge Run, but each team must have at least one person who will be running or walking in the race.

Not a Runner but Love to Donate

No problem. You don't have to run to support this pawsome cause! Show your support on the sidelines by making a donation to Hallie Hill or support one of the wonderful people who are running on behalf of Hallie Hill. Then, grab a good seat on the race path and cheer on the crowd as they run on by.



Pitt Bull Flower Power!



Minnie, 2017
Still Waiting
Hallie Hill Animal Sanctuary, South Carolina



Herbert, 2017
Still waiting
Hallie Hill Animal Sanctuary, South Carolina



Goku, 2017
Still waiting
Hallie Hill Animal Sanctuary, South Carolina



Thank you Sophie Gamand for spending time at Hallie Hill and featuring our own Minnie, Herbert and Goku in this beautiful book! Click on the book cover to the right to be taken to Amazon if you would like to purchase!

From Amazon: 'Full of moving, honest, and inspiring stories of individual dogs and their lives (and deaths), *Pit Bull Flower Power* presents a vivid, beautifully composed cross-section of Gamand's extraordinary work. The book also serves as a testament to the caring people who work in animal rescue, the passion and dedication of those who provide homes for these animals, and the dignity, forbearance, and love of these dogs, who are at the mercy of humans.'

EIGHT REASONS WHY DOGS SHOULD SLEEP ON OUR BEDS

- You will feel safer
- Keep you warm
- Relieve stress
- Your dog enjoys being close to you
- Reduces depression
- Helps you fall asleep faster
- Helps you live longer
- Free hugs available!

shakepaws.com



The Hallie Hill Howler



102 Church Street 843.577.5500

Thank you to
Dog and Horse Fine Art & Portraiture for
creating and exhibiting this poster during the
Southeastern Wildlife Exhibition featuring
some of our adorable adoptable hounds!
We appreciate your support!



Hallie Hill Animal Sanctuary is a 501c3 organization, in Hollywood, SC, that provides a compassionate safe-haven with quality food and medical care for dogs and cats a temporary home for those able to be adopted, and a forever home for those in need.



Honey

Adopt a Best Friend



Joy



Ernesto



Ronnie



Ginny Gail



Stawie



Oscar



Flounder



Magnolia



Jerry


If you are interested in donating, adopting or learning more about Hallie Hill please do so at halliehill.com or call 843-889-3713

March,
2019

We Found Our Fur-ever Homes!!




Esther found her forever home with Hannah Hautamaki! Thank you Hannah!



Tigger found his forever home with Tom Seabrook! Thank you Tom!



Little Girl, now Petunia, found her forever home with Christine Toporek! Thank you Christine!




Did You Know?...

	SERVICE DOGS	THERAPY DOGS	EMOTIONAL SUPPORT ANIMALS
COMPARISON	SERVICE DOGS	THERAPY DOGS	EMOTIONAL SUPPORT
ADA covered: Rights to bring animal into public establishments	✓	✗	✗
Needs to tolerate a wide variety of experiences, environments, people	✓	✓	✗
May live with their Disabled owners, even if "No Pets" policy in place	✓	✗	✓
Primary function is to provide emotional support, through companionship	✗	✗	✓
Specifically trained to assist just one person	✓	✗	✗
Provide emotional support and comfort to many people	✗	✓	✗



The Hallie Hill Howler

Hallie Hill Pups Skate with Max Nicastro!



My name is Max Nicastro, being a retired professional hockey player I started the dog rollerblading company, Skate Dogtor, in Charleston. It's been a dream come true establishing something very different in the dog walking industry, and the satisfaction of letting the dogs run under my control brings such smiles to their faces, as it does mine! Now, my goal is to bring light and love to help shelter dogs find their furever homes by skating them into adoption!

Rufus, Ariel, Old Man Jenkins, Tyson, Flounder and Jennifer had an energetic morning working with Max at Stono Ferry!! Hallie Hill is pleased to partner with Max in an effort to help our wonderful dogs find their 'furever' homes. Check our social media to see the dogs skating with Max! They sure had a great time! Thank you Max!



www.skatedogtor.com

843.732.0417

March,

2019

Separation Anxiety in Dogs

One of the most common complaints of pet parents is that their dogs are disruptive or destructive when left alone. Their dogs might urinate, defecate, bark, howl, chew, dig or try to escape. Although these problems often indicate that a dog needs to be taught polite house manners, they can also be symptoms of distress. When a dog's



problems are accompanied by other distress behaviors, such as drooling and showing anxiety when his pet parents prepare to leave the house, they aren't evidence that the dog isn't house trained or doesn't know which toys are his to chew. Instead, they are indications that the dog has separation anxiety. Separation anxiety is triggered when dogs become upset because of separation from their guardians, the people they're attached to. Escape attempts by dogs with separation anxiety are often extreme and can result in self-injury and household destruction, especially around exit points like windows and doors.

Some dogs suffering from separation anxiety become agitated when their guardians prepare to leave. Others seem anxious or depressed prior to their guardians' departure or when their guardians aren't present. Some try to prevent their guardians from leaving. Usually, right after a guardian leaves a dog with separation anxiety, the dog will begin barking and displaying other distress behaviors within a short time after being left alone—often within minutes. When the guardian returns home, the dog acts as though it's been years since he's seen his mom or dad!

When treating a dog with separation anxiety, the goal is to resolve the dog's underlying anxiety by teaching him to enjoy, or at least tolerate, being left alone. This is accomplished by setting things up so that the dog experiences the situation that provokes his anxiety, namely being alone, without experiencing fear or anxiety.

Common Symptoms of Separation Anxiety

Urinating and Defecating

Some dogs urinate or defecate when left alone or separated from their guardians. If a dog urinates or defecates in the presence of his guardian, his house soiling probably isn't caused by separation anxiety.

Barking and Howling

A dog who has separation anxiety might bark or howl when left alone or when separated from his guardian. This kind of barking or howling is persistent and doesn't seem to be triggered by anything except being left alone.

Chewing, Digging and Destruction

Some dogs with separation anxiety chew on objects, door frames or window sills, dig at doors and doorways, or destroy household objects when left alone or separated from their guardians. These behaviors can result in self-injury, such as broken teeth, cut and scraped paws and damaged nails. If a dog's chewing, digging and destruction are caused by separation anxiety, they don't usually occur in his guardian's presence.

Escaping

A dog with separation anxiety might try to escape from an area where he's confined when he's left alone or separated from his guardian. The dog might attempt to dig and chew through doors or windows, which could result in self-injury, such as broken teeth, cut and scraped front paws and damaged nails. If the dog's escape behavior is caused by separation anxiety, it doesn't occur when his guardian is present.

Pacing

Some dogs walk or trot along a specific path in a fixed pattern when left alone or separated from their guardians. Some pacing dogs move around in circular patterns, while others walk back and forth in straight lines. If a dog's pacing behavior is caused by separation anxiety, it usually doesn't occur when his guardian is present.

Coprophagia

When left alone or separated from their guardians, some dogs defecate and then consume all or some of their excrement. If a dog eats excrement because of separation anxiety, he probably doesn't perform that behavior in the presence of his guardian.

Why Do Some Dogs Develop Separation Anxiety?

There is no conclusive evidence showing exactly why dogs develop separation anxiety. However, because far more dogs who have been adopted from shelters have this behavior problem than those kept by a single family since puppyhood, it is believed that loss of an important person or group of people in a dog's life can lead to separation anxiety. Other less dramatic changes can also trigger the disorder. The following is a list of situations that have been associated with development of separation anxiety.

Change of Guardian or Family

Being abandoned, surrendered to a shelter or given to a new guardian or family can trigger the development of separation anxiety.

Change in Schedule

An abrupt change in schedule in terms of when or how long a dog is left alone can trigger the development of separation anxiety. For example, if a dog's guardian works from home and spends all day with his dog but then gets a new job that requires him to leave his dog alone for six or more hours at a time, the dog might develop separation anxiety because of that change.

Change in Residence

Moving to a new residence can trigger the development of separation anxiety.

Change in Household Membership

The sudden absence of a resident family member, either due to death or moving away, can trigger the development of separation anxiety.

Medical Problems to Rule Out First

Incontinence Caused by Medical Problems

Some dogs' house soiling is caused by incontinence, a medical condition in which a dog "leaks" or voids his bladder. Dogs with incontinence problems often seem unaware that they've soiled. Sometimes they void urine while asleep. A number of medical issues—including a urinary tract infection, a weak sphincter caused by old age, hormone-related problems after spay surgery, bladder stones, diabetes, kidney disease, Cushing's disease, neurological problems and abnormalities of the genitalia—can cause urinary incontinence in dogs. Before attempting behavior modification for separation anxiety, please see your dog's veterinarian to rule out medical issues.

Medications

There are a number of medications that can cause frequent urination and house soiling. If your dog takes any medications, please contact his veterinarian to find out whether or not they might contribute to his house-soiling problems.

Other Behavior Problems to Rule Out

Sometimes it's difficult to determine whether a dog has separation anxiety or not. Some common behavior problems can cause similar symptoms. Before concluding that your dog has separation anxiety, it's important to rule out the following behavior problems:

Submissive or Excitement Urination

Some dogs may urinate during greetings, play, physical contact or when being reprimanded or punished. Such dogs tend to display submissive postures during interactions, such as holding the tail low, flattening the ears back against the head, crouching or rolling over and exposing the belly.

Incomplete House Training

A dog who occasionally urinates in the house might not be completely house trained. His house training might have been inconsistent or it might have involved punishment that made him afraid to eliminate while his owner is watching or nearby.

Urine Marking

Some dogs urinate in the house because they're scent marking. A dog scent marks by urinating small amounts on vertical surfaces. Most male dogs and some female dogs who scent mark raise a leg to urinate.

Juvenile Destruction

Many young dogs engage in destructive chewing or digging while their guardians are home as well as when they're away. Please see our articles, [Destructive Chewing](#), for more information about these problems.

Boredom

Dogs need mental stimulation, and some dogs can be disruptive when left alone because they're bored and looking for something to do. These dogs usually don't appear anxious.

Excessive Barking or Howling

Some dogs bark or howl in response to various triggers in their environments, like unfamiliar sights and sounds. They usually vocalize when their guardians are home as well as when they're away. For more information about this kind of problem, please see our articles, [Barking](#) and [Howling](#).

What to Do If Your Dog Has Separation Anxiety

Treatment for Mild Separation Anxiety

If your dog has a mild case of separation anxiety, counterconditioning might reduce or resolve the problem. Counterconditioning is a treatment process that changes an animal's fearful, anxious or aggressive reaction to a pleasant, relaxed one instead. It's done by associating the sight or presence of a feared or disliked person, animal, place, object or situation with something really good, something the dog loves. Over time, the dog learns that whatever he fears actually predicts good things for him. For dogs with separation anxiety, counterconditioning focuses on developing an association between being alone and good things, like delicious food. To develop this kind of association, every time you leave the house, you can offer your dog a puzzle toy stuffed with food that will take him at least 20 to 30 minutes to finish.

For example, try giving your dog a KONG® stuffed with something really tasty, like low-fat cream cheese, spray cheese or low-fat peanut butter, frozen banana and cottage cheese, or canned dog food and kibble. A KONG can even be frozen so that getting all the food out takes even more of your dog's time. Be sure to remove these special toys as soon as you return home so that your dog only has access to them and the high-value foods inside when he's by himself. You can feed your dog all of his daily meals in special toys. For example, you can give your dog a KONG or two stuffed with his breakfast and some tasty treats every morning before going to work. Keep in mind, though, that this approach will only work for mild cases of separation anxiety because highly anxious dogs usually won't eat when their guardians aren't home.

Treatment for Moderate to Severe Separation Anxiety

Moderate or severe cases of separation anxiety require a more complex desensitization and counterconditioning program. In these cases, it's crucial to gradually accustom a dog to being alone by starting with many short separations that do not produce anxiety and then gradually increasing the duration of the separations over many weeks of daily sessions.

The following steps briefly describe a desensitization and counterconditioning program. Please keep in mind that this is a short, general explanation.

Desensitization and counterconditioning are complex and can be tricky to carry out. Fear must be avoided or the procedure will backfire and the dog will get more frightened. Because treatment must progress and change according to the pet's reactions, and because these reactions can be difficult to read and interpret, desensitization and counterconditioning require the guidance of a trained and experienced professional. For help designing and carrying out a desensitization and counterconditioning plan, consult a Certified Applied Animal Behaviorist (CAAB or ACAAB) or a board-certified veterinary behaviorist (Dip ACVB). If you can't find a behaviorist, you can seek help from a Certified Professional Dog Trainer (CPDT), but be sure that the trainer is qualified to help you. Determine whether she or he has education and experience in treating fear with desensitization and counterconditioning, since this kind of expertise isn't required for CPDT certification. Please see our article, [Finding Professional Behavior Help](#), to locate one of these experts in your area.

You must judge when your dog is able to tolerate an increase in the length of separation. Each dog reacts differently, so there are no standard timelines. Deciding when to increase the time that your dog is alone can be very difficult, and many pet parents make errors. They want treatment to progress quickly, so they expose their dogs to durations that are too long, which provokes anxiety and worsens the problem. To prevent this kind of mistake, watch for signs of stress in your dog.

Step One: Predeparture Cues

As mentioned above, some dogs begin to feel anxious while their guardians get ready to leave. For example, a dog might start to pace, pant and whine when he notices his guardian applying makeup, putting on shoes and a coat, and then picking up a bag or car keys. (If your dog doesn't show signs of anxiety when you're preparing to leave him alone, you can just skip to step two below.) Guardians of dogs who become upset during predeparture rituals are unable to leave—even for just few seconds—without triggering their dogs' extreme anxiety. Your dog may see telltale cues that you're leaving (like your putting on your coat or picking up your keys) and get so anxious about being left alone that he can't control himself and forgets that you'll come back.

One treatment approach to this “predeparture anxiety” is to teach your dog that when you pick up your keys or put on your coat, it doesn't always mean that you're leaving. You can do this by exposing your dog to these cues in various orders several times a day—without leaving. For example, put on your boots and coat, and then just watch TV instead of leaving. Or pick up your keys, and then sit down at the kitchen table for awhile. This will reduce your dog's anxiety because these cues won't always lead to your departure, and so your dog won't get so anxious when he sees them. Please be aware, though, that your dog has many years of learning the significance of your departure cues, so in order to learn that the cues no longer predict your long absences, your dog must experience the fake cues many, many times a day for many weeks. After your dog doesn't become anxious when he sees you getting ready to leave, you can move on to the next step below.

Step Two: Graduated Departures/Absences

If your dog is less anxious before you leave, you can probably skip the predeparture treatment above and start with very short departures. The main rule is to plan your absences to be shorter than the time it takes for your dog to become upset. To get started, train your dog to perform out-of-sight stays by an inside door in the home, such as the bathroom. You can teach your dog to sit or down and stay while you go to the other side of the bathroom door. Gradually increase the length of time you wait on the other side of the door, out of your dog's sight. You can also work on getting your dog used to predeparture cues as you practice the stay. For example, ask your dog to stay. Then put on your coat, pick up your purse and go into the bathroom while your dog continues to stay.

- Progress to doing out-of-sight stay exercises at a bedroom door, and then later at an exit door. If you always leave through the front door, do the exercises at the back door first. By the time you start working with your dog at exit doors, he shouldn't behave anxiously because he has a history of playing the “stay game.”
- At this point, you can start to incorporate very short absences into your training. Start with absences that last only last one to two seconds, and then slowly increase the time you're out of your dog's sight. When you've trained up to separations of five to ten seconds long, build in counterconditioning by giving your dog a stuffed food toy just before you step out the door. The food-stuffed toy also works as a safety cue that tells the dog that this is a “safe” separation.
- During your sessions, be sure to wait a few minutes between absences. After each short separation, it's important to make sure that your dog is completely relaxed before you leave again. If you leave again right away, while your dog is still excited about your return from the previous separation, he'll already feel aroused when he experiences the next absence. This arousal might make him less able to tolerate the next separation, which could make the problem worse rather than better.
- Remember to behave in a very calm and quiet manner when going out and coming in. This will lower the contrast between times when you're there and times when you're gone.
- These signs might include dilated pupils, panting, yawning, salivating, trembling, pacing and exuberant greeting. If you detect stress, you should back up and shorten the length of your departures to a point where your dog can relax again. Then start again at that level and progress more slowly.

- You will need to spend a significant amount of time building up to 40-minute absences because most of your dog's anxious responses will occur within the first 40 minutes that he's alone. This means that over weeks of conditioning, you'll increase the duration of your departures by only a few seconds each session, or every couple of sessions, depending on your dog's tolerance at each level. Once your dog can tolerate 40 minutes of separation from you, you can increase absences by larger chunks of time (5-minute increments at first, then later 15-minute increments). Once your dog can be alone for 90 minutes without getting upset or anxious, he can probably handle four to eight hours. (Just to be safe, try leaving him alone for four hours at first, and then work up to eight full hours over a few days.)
- This treatment process can be accomplished within a few weeks if you can conduct several daily sessions on the weekends and twice-daily sessions during the work week, usually before leaving for work and in the evenings.

A Necessary Component of Separation Anxiety Treatment

During desensitization to any type of fear, it is essential to ensure that your dog never experiences the full-blown version of whatever provokes his anxiety or fear. He must experience only a low-intensity version that doesn't frighten him. Otherwise, he won't learn to feel calm and comfortable in situations that upset him. This means that during treatment for separation anxiety, your dog cannot be left alone except during your desensitization sessions. Fortunately there are plenty of alternative arrangements:

- If possible, take your dog to work with you.
- Arrange for a family member, friend or dog sitter to come to your home and stay with your dog when you're not there. (Most dogs suffering from separation anxiety are fine as long as someone is with them. That someone doesn't necessarily need to be you.)
- Take your dog to a sitter's house or to a doggy daycare.

Many dogs suffering from separation anxiety are okay when left in a car. You can try leaving your dog in a car—but only if the weather is moderate. Be warned: dogs can suffer from heatstroke and die if left in cars in warm weather (70 degrees Fahrenheit and up)—even for just a few minutes. DO NOT leave your dog in a car unless you're sure that the interior of your car won't heat up.

In addition to your graduated absences exercises, all greetings (hellos and goodbyes) should be conducted in a very calm manner. When saying goodbye, just give your dog a pat on the head, say goodbye and leave. Similarly, when arriving home, say hello to your dog and then don't pay any more attention to him until he's calm and relaxed. The amount of time it takes for your dog to relax once you've returned home will depend on his level of anxiety and individual temperament. To decrease your dog's excitement level when you come home, it might help to distract him by asking him to perform some simple behaviors that he's already learned, such as sit, down or shake.

- If your dog likes other dogs, let him play off-leash with his canine buddies.
- Frequently provide food puzzle toys. You can feed your dog his meals in these toys or stuff them with a little peanut butter, cheese or yogurt. Also give your dog a variety of attractive edible and inedible chew things. Puzzle toys and chew items encourage chewing and licking, which have been shown to have a calming effect on dogs. Be sure to provide them whenever you leave your dog alone.
- Make your dog "hunt" his meals by hiding small piles of his kibble around your house or yard when you leave. Most dogs love this game!

Enroll in a reward-based training class to increase your dog's mental activity and enhance the bond between you and your dog. Contact a Certified Professional Dog Trainer for group or private classes that can give you and your dog lots of great skills to learn and games to play together. After you and your dog have learned a few new skills, you can mentally tire your dog out by practicing them right before you leave your dog home alone. Get involved in dog sports, such as agility, freestyle (dancing with your dog) or flyball.

To Crate or Not to Crate?

Crate training can be helpful for some dogs if they learn that the crate is their safe place to go when left alone. However, for other dogs, the crate can cause added stress and anxiety. In order to determine whether or not you should try using a crate, monitor your dog's behavior during crate training and when he's left in the crate while you're home. If he shows signs of distress (heavy panting, excessive salivation, frantic escape attempts, persistent howling or barking), crate confinement isn't the best option for him. Instead of using a crate, you can try confining your dog to one room behind a baby gate.

Provide Plenty of “Jobs” for Your Dog to Do

Providing lots of physical and mental stimulation is a vital part of treating many behavior problems, especially those involving anxiety. Exercising your dog’s mind and body can greatly enrich his life, decrease stress and provide appropriate outlets for normal dog behaviors. Additionally, a physically and mentally tired dog doesn’t have much excess energy to expend when he’s left alone. To keep your dog busy and happy, try the following suggestions:

- Give your dog at least 30 minutes of aerobic activity (for example, running and swimming) every day. Try to exercise your dog right before you have to leave him by himself. This might help him relax and rest while you’re gone.
- Play fun, interactive games with your dog, such as fetch and tug-of-war.

Take your dog on daily walks and outings. Take different routes and visit new places as often as possible so that he can experience novel smells and sights.

Medications Might Help

Always consult with your veterinarian or a veterinary behaviorist before giving your dog any type of medication for a behavior problem.

The use of medications can be very helpful, especially for severe cases of separation anxiety. Some dogs are so distraught by any separation from their pet parents that treatment can’t be implemented without the help of medication. Anti-anxiety medication can help a dog tolerate some level of isolation without experiencing anxiety. It can also make treatment progress more quickly.

On rare occasions, a dog with mild separation anxiety might benefit from drug therapy alone, without accompanying behavior modification. The dog becomes accustomed to being left alone with the help of the drug and retains this new conditioning after he’s gradually weaned off the medication. However, most dogs need a combination of medication and behavior modification.

If you’d like to explore this option, speak with your veterinarian, a veterinary behaviorist or a Certified Applied Animal Behaviorist who can work closely with your vet.

What NOT to Do

Do not scold or punish your dog. Anxious behaviors are not the result of disobedience or spite. They are distress responses! Your dog displays anxious behaviors when left alone because he’s upset and trying to cope with a great deal of stress. If you punish him, he may become even more upset and the problem could get much worse.

Source:

<https://www.asPCA.org/pet-care/dog-care/common-dog-behavior-issues/separation-anxiety>



March's Adorable Adoptables!



Marci

This beautiful calico is not even a year old...you are missing her kitten antics! Marci has a winning personality—curious and affectionate. She is good with other cats, too! Adopting this sweetie is an easy decision...do it today!



Hannah and Haylee

These two girls are a sweet bonded pair of 1 year olds! They are shy at first but very affectionate once they get to know you. Hannah is a talented climber so a 6' or higher fence would be best for her! They are a perfect medium size, just under a svelte 40 pounds. Guaranteed to bring joy to your life!



Drayton

Drayton is the last (but certainly not least) of his litter to be adopted!! He should not be without a furever family at just 5 months old—he is at a prime age to be trained and a perfect match for most homes. He is a sweetheart with lots of love to give—just look at those eyes!! He is neutered, chipped and vaccinated and ready to go HOME!



Courage


Courage is a 9 year old domestic short hair, who, get this....LOVES DOGS! He is super special because he is a polydactyl—he can give you a 'high six'!! He has just had a dental cleaning and is completely vetted and good to go into an awesome home just like YOURS!! You don't need a bit of courage to adopt our sweet Courage!

The Hallie Hill Howler

Welcome to Hallie Hill!



Esther



Jellybean



Ramsey



Meera



March,
2019



The Howler is introducing a new monthly feature article...

'Ask Hallie Hill!'

Have a question that you would like to ask about cats or dogs, or Hallie Hill in general? Please submit them to: info@halliehill.com. One or two will be answered each month!



REALTOR LESLIE TESTER IS PAYING IT FORWARD!

Leslie has generously pledged **50% OF HER COMMISSION** to Hallie Hill Animal Sanctuary from the purchase or sale of every home.

Just mention Hallie Hill Animal Sanctuary when contacting her to buy or sell your home.

#LeslieTesterRealtor
#HallieHillAnimalSanctuary

Make 'em smile

Did you know that you could be generating donations for Hallie Hill while you shop on Amazon! Just go to [Smile.Amazon.com](https://www.amazon.com/smile), choose Hallie Hill Animal Sanctuary as your charitable organization and Amazon will donate a portion of your purchase price to Hallie Hill on all eligible items, every time you shop!

With Amazon Prime Day coming up this Monday, July 16, it's a great way to save a bunch at Amazon and be helping our animals at the same time.

THAT MAKES US SMILE!

YOUR DOG'S CALENDAR

@SEMI_RAD

					BEST DAY OF MY LIFE ¹	BEST DAY OF MY LIFE ²
BEST DAY OF MY LIFE ³	BEST DAY OF MY LIFE ⁴	BEST DAY OF MY LIFE ⁵	BEST DAY OF MY LIFE ⁶	BEST DAY OF MY LIFE ⁷	BEST DAY OF MY LIFE ⁸	BEST DAY OF MY LIFE ⁹
BEST DAY OF MY LIFE ¹⁰	BEST DAY OF MY LIFE ¹¹	BEST DAY OF MY LIFE ¹²	BEST DAY OF MY LIFE ¹³	BEST DAY OF MY LIFE ¹⁴	BEST DAY OF MY LIFE ¹⁵	BEST DAY OF MY LIFE ¹⁶
BEST DAY OF MY LIFE ¹⁷	BEST DAY OF MY LIFE ¹⁸	BEST DAY OF MY LIFE ¹⁹	BEST DAY OF MY LIFE ²⁰	BEST DAY OF MY LIFE ²¹	BEST DAY OF MY LIFE ²²	BEST DAY OF MY LIFE ²³
BEST DAY OF MY LIFE ²⁴	BEST DAY OF MY LIFE ²⁵	BEST DAY OF MY LIFE ²⁶	BEST DAY OF MY LIFE ²⁷	BEST DAY OF MY LIFE ²⁸	BEST DAY OF MY LIFE ²⁹	BEST DAY OF MY LIFE ³⁰
BEST DAY OF MY LIFE ³¹						

March at HHAS!

2019 March						
Sunday	Monday	Tuesday	Wednesday	Thursday	Friday	Saturday
					1	2 VETERINARY SPECIALTY CARE CHARLESTON
3	4	5	6	7 2 HD	8	9
10	11	12	13 LOWCOUNTRY LIVE	14	15	16
17 ☘	18	19	20	21 2 HD	22	23
24	25	26	27	28	29	30
31						



**Veterinary Specialty Care
Day of Volunteering**

3/2/19

HHAS on Midday News

3/7/19

HHAS on Low Country Live

3/13/19

St. Patrick's Day

3/17/19

HHAS on Midday News

3/21/19



How Can You Help? Our March Wish List!

PLEASE Donate to the MAGIC Fund (Medical and Geriatric Intensive Care) and support Putting for Paws and the Cooper River Bridge Run at www.halliehill.com!

- **Go to smile.amazon.com and choose Hallie Hill to be your beneficiary each time you shop at Amazon!**
- **Check out our [Hallie Hill Wishlist](#) on amazon.com**
- **Consumables we need all of the time!**

Trash Bags

Scoopable Cat Litter

Friskies wet cat food

Dry cat food

Canned Dog Food

Paper Plates and Paper Towels

Office Supplies

Bottled water for volunteers

Multi-Purpose Spray Cleaner

Bleach





Hallie Hill
Animal Sanctuary
Board of Directors

Samia H. Albenberg	salbenberg@richardsonplowden.com
Jonathan Bayme	jb@theory11.com
Michele Bayme	michelebayme@gmail.com
Natalie Bluestein	natalie@bluesteinanddouglas.com
Elizabeth Bradham	jelizabethbradham@gmail.com
Helen Bradham	helenmbradham@gmail.com
Dennis Coleman	denniscoleman@me.com
Juliana Falk	Juliana@blanketsfromemma.com
Dorothy Farfone	Dorothy.farfone@gmail.com
Frank Farfone	Frank.farfone@comcast.net
Helena Fox	info@helenafoxfineart.com
John Gratiot	johngratiot@gmail.com
Harvey J. Loew	harvey.jloew@gmail.com

Hallie Hill Staff

Jennifer Middleton	Executive Director
Harold Haynes	Maintenance
Sue Winder	Animal Care Provider
Daisy McKenzie	Animal Care Provider
Lynn Rosato	Howler Editor (Volunteer)

Hallie Hill Animal Sanctuary

5604 New Road
Hollywood, SC 29449
843-889-3713

www.halliehill.com
info@halliehill.com

Feedback and contributions to the
Hallie Hill Howler are welcomed!
Please submit to:
newsletter@halliehill.com

Mission Statement

Hallie Hill Animal Sanctuary is a 501c3 organization that provides a compassionate safe-haven with quality food and medical care for dogs and cats; a temporary home for those able to be adopted, and a forever home for those in need.